

**REMOVE SHARP EDGES
DO NOT SCALE**

*This drawing is protected
by COPYRIGHT ©
All information remains
the exclusive property of
GREENS GLOBAL LTD.*

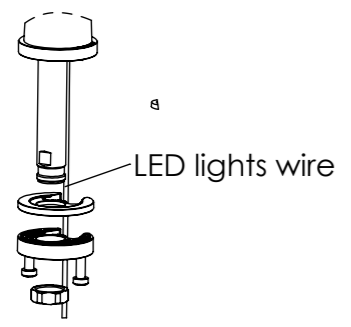
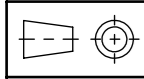
REV	CN	DATE	AMENDMENT

MATERIAL SPECIFICATION	
SURFACE FINISH	1.6/√ ALL OVER UNLESS NOTED OTHERWISE
TOLERANCES	0 ± 2mm 0.0 ± 0.2mm 0.00 ± 0.05mm UNLESS NOTED OTHERWISE

GREENS GLOBAL LTD

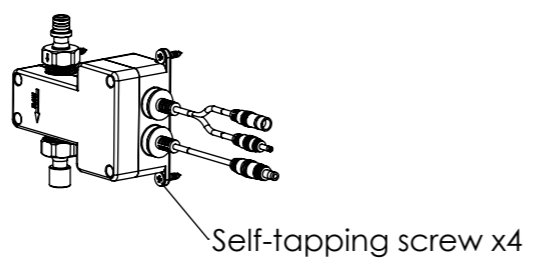
Title: **LINE DRAWING
- GALIANO TOUCH PULL-DOWN**

DATE: 07-09-2021	ITEM No
DRAWN: JT	REV A
VERIF'D:	DRG No 4888-L
VALID'D:	SCALE: 1:5
	Sheet 1 of 3
	A4



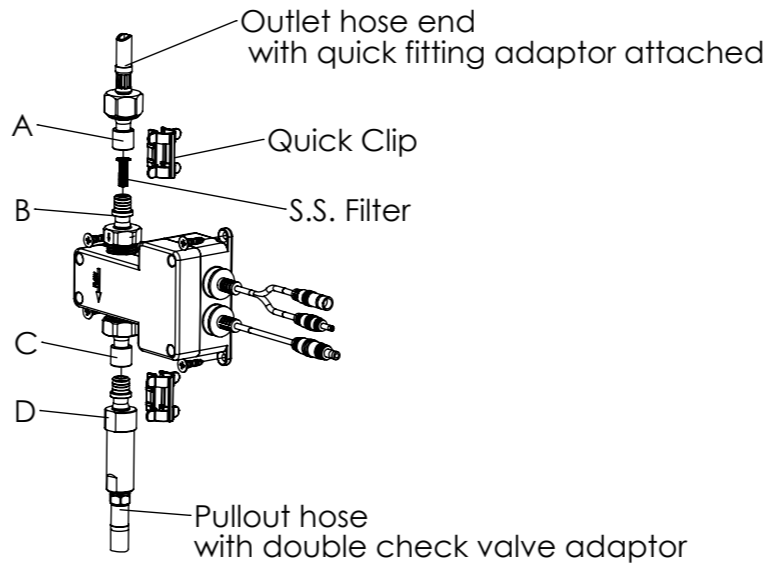
LED lights wire

1. Install Pulldown Mixer as normal (Don't damage LED lights wire).



Self-tapping screw x4

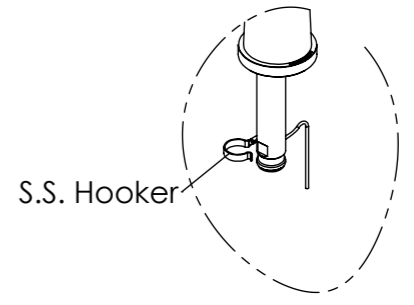
2. Electronic control box is mounted on internal wall of cabinet (4 self-tapping screws are supplied)



Outlet hose end with quick fitting adaptor attached

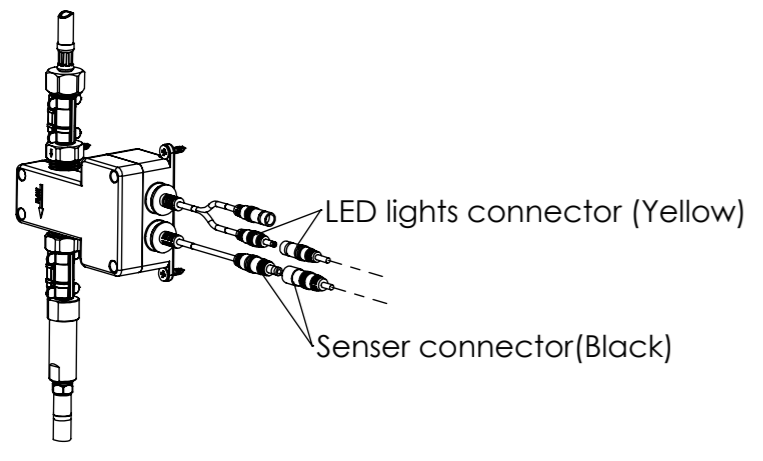
A Quick Clip
B S.S. Filter
C
D

3. Connect A and B, C and D by quick clip. (Note s.s. filter in upper connector)



S.S. Hooker

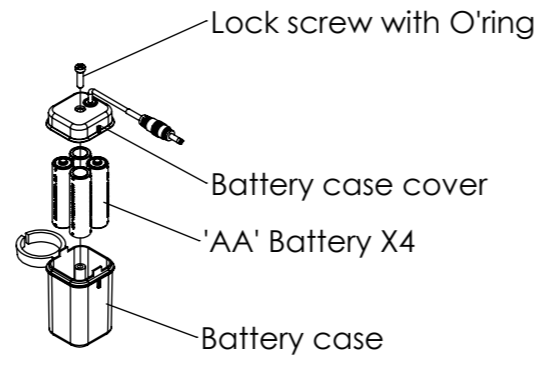
4. Position S.S hooker on the groove of the mounting tail and click in.



LED lights connector (Yellow)
Sensor connector (Black)

5. Connect sensor wire and LED wire to the electronic control box.

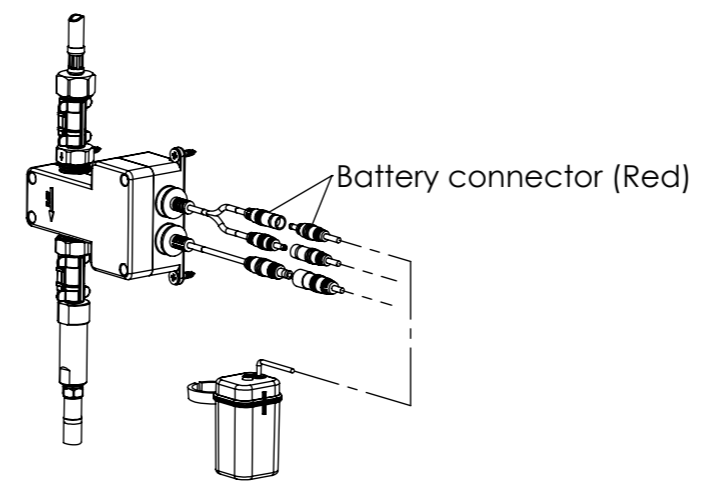
6. Open shut-off valve and tune on tap. (No water come out or water come out are normal.)



Lock screw with O'ring

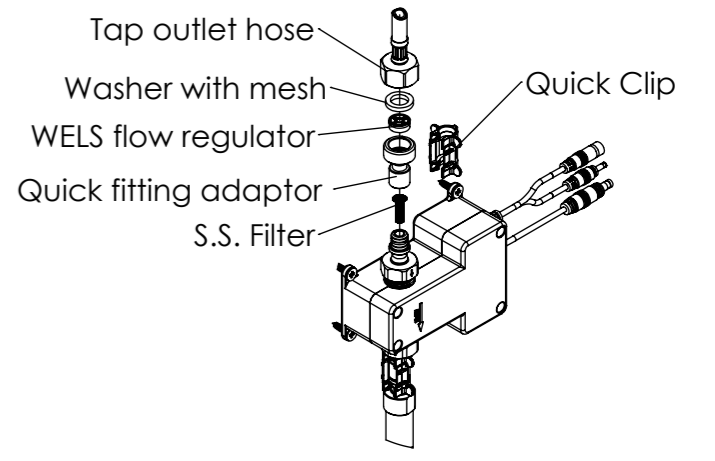
Battery case cover
'AA' Battery X4
Battery case

7. Fitting AAx4 battery in battery case. Tighten lock screw by screw driver. . The Battery box can be hanged on anywhere in the cabinet (The extension wire is included)



Battery connector (Red)

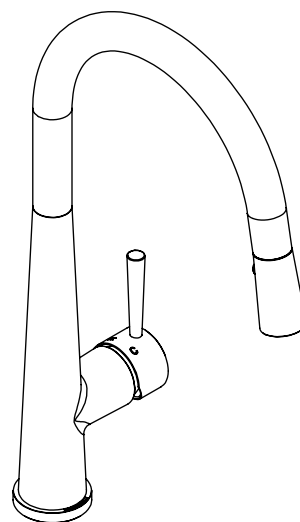
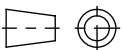
8. Connect battery wire to electronic control box. LED light will stay on position for 10 seconds and off automatically. (System is set) Wait for 1 minutes before using.



Tap outlet hose
Washer with mesh
WELS flow regulator
Quick fitting adaptor
S.S. Filter
Quick Clip

Mesh, fitting and flow regulator cleaning

<p>REMOVE SHARP EDGES DO NOT SCALE</p> <p><i>This drawing is protected by COPYRIGHT ©. All information remains the exclusive property of GREENS GLOBAL LTD.</i></p>	REV	CN	DATE	AMENDMENT	<p>MATERIAL SPECIFICATION</p>	<p>SURFACE FINISH 1.6/ ALL OVER UNLESS NOTED OTHERWISE TOLERANCES 0 ± 2.0mm 0.0 ± 0.2mm 0.00 ± 0.05mm UNLESS NOTED OTHERWISE</p>	<p>GREENS GLOBAL LTD</p>		DATE: 07-09-2021	ITEM No				
							Title:		<p>EXOLODED VIEW FOR INSTRUCTION - GALIANO TOUCH PULL-DOWN</p>		DRAWN:	REV A	DRG No. 4888-E	
											VALIDD:	SCALE: 1:5	Sheet 2 of 3	A3



REMOVE SHARP EDGES
DO NOT SCALE

REV	CN	DATE	AMENDMENT

*This drawing is protected
by COPYRIGHT ©
All information remains
the exclusive property of
GREENS GLOBAL LTD.*

MATERIAL
SPECIFICATION

SURFACE FINISH
1.6/
▽ ALL OVER
UNLESS NOTED OTHERWISE

TOLERANCES
0 ± 2mm
0.0 ± 0.2mm
0.00 ± 0.05mm
UNLESS NOTED OTHERWISE

GREENS GLOBAL LTD

Title:
**THUMBNAIL DRAWING
- GALIANO TOUCH PULL-DOWN**

DATE:
07-09-2021

DRAWN: JT

VERIFD:

VALID'D:

ITEM No

REV
A

DRG No
4888-T

SCALE:
1:5

Sheet 3 of 3 | A4